



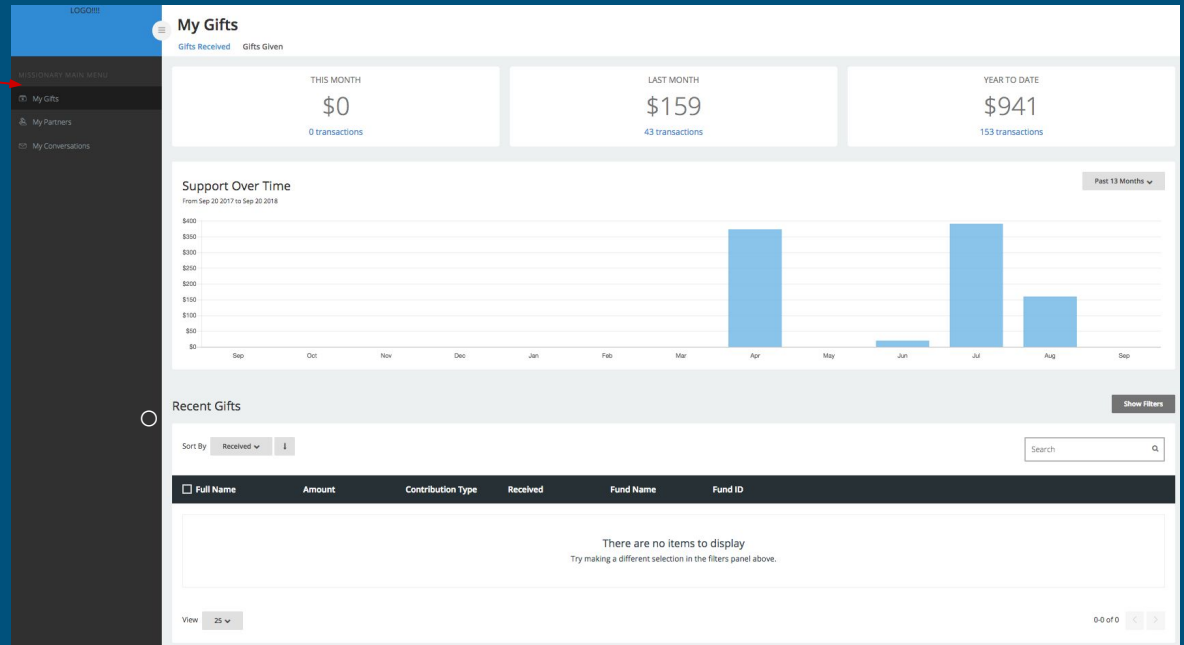
Missionary Dashboard

Support



Dashboard Overview

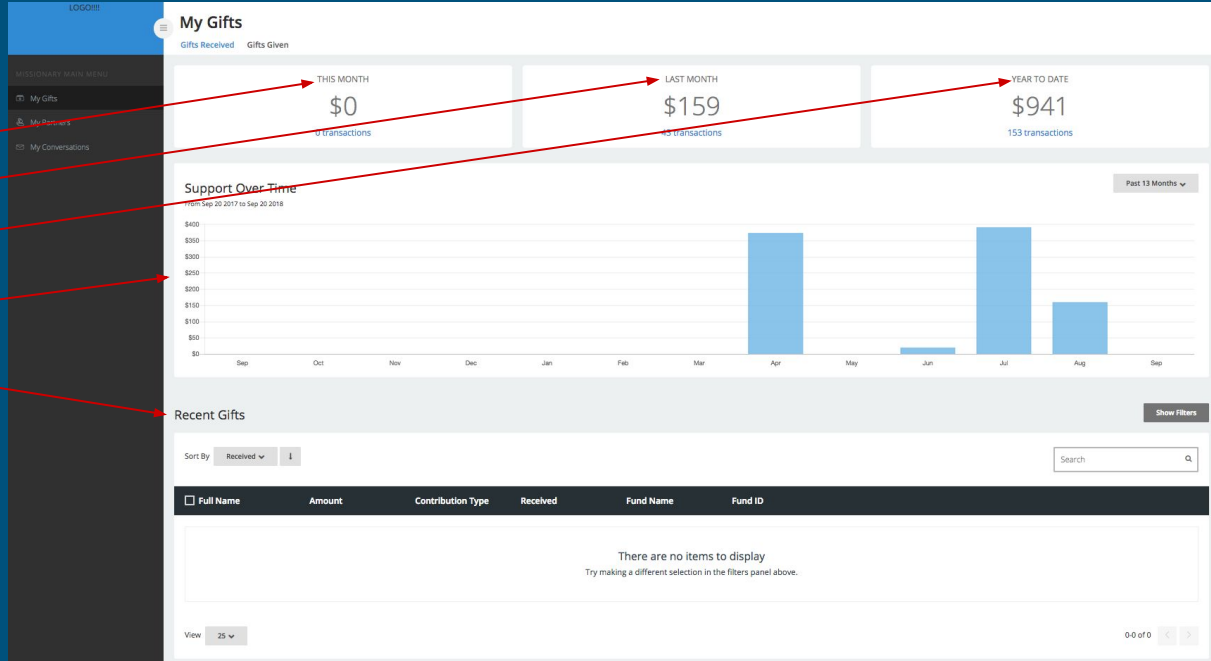
- Main Menu
 - My Gifts
 - My Partners
 - My Conversations



My Gifts

- Gifts Received

- This Month
- Last Month
- Year To Date
- Support Over Time
- Recent Gifts



Support Over Time

- **Month View**
 - Allows you to look a year back (from today's date)
- **Week View**
 - Gives you details about which weeks were “popular” in transaction
- **Day View**
 - Fine detail about which day/days had the most transactions



Note: Hovering over any month, it will show you the total

Note: Dates are listed at the bottom of the graph

Recent Gifts

- Historic Giving Grid

Recent Gifts Show Filters

Sort By: Received |

<input type="checkbox"/> Full Name	Amount	Contribution Type	Received	Fund Name	Fund ID	Actions
<input type="checkbox"/> Naomi Stewart	\$20.00	Credit	Jul 18, 2018	Test Missionary Owner	552018-07-18T13:09:1...	

View: 25 | 1-1 of 1

- Filters

- You can filter your search to find transactions easier whether it be by name, date, amount etc.

Recent Gifts Hide Filters

Available Columns

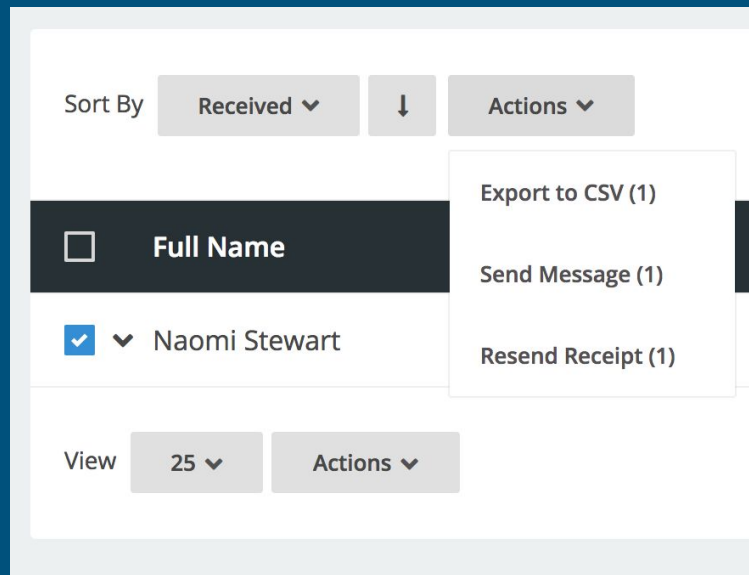
Full Name Amount Contribution Type Received Fund Name Fund ID Notes

Filters

Saved View

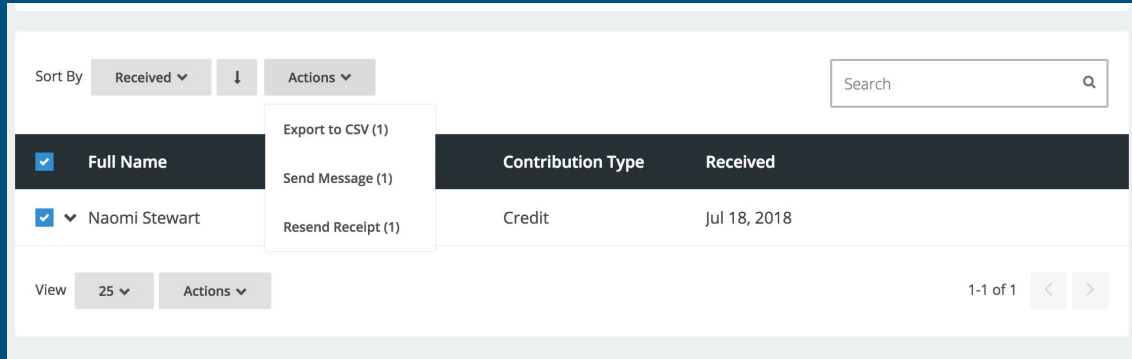
Actions

- Actions will appear when you have checked a checkbox
 - You can export to CSV
 - Send a message
 - Resend a transaction receipt



Exporting Data

- Check the checkbox next to the names you want to export, or by checking the checkbox next to 'Full Name,' all will be selected
- Click the drop down from 'Actions'
- Select 'Export to CSV'



The screenshot displays a web application interface for managing data. At the top, there is a 'Sort By' section with a dropdown menu set to 'Received' and a downward arrow icon. To the right is a search box with the text 'Search' and a magnifying glass icon. Below this is a table with two columns: 'Contribution Type' and 'Received'. The first row of the table has 'Credit' under 'Contribution Type' and 'Jul 18, 2018' under 'Received'. Above the table, there is a 'Full Name' column with a checkbox checked and a dropdown arrow. Below it, the name 'Naomi Stewart' is listed with a checked checkbox and a dropdown arrow. A dropdown menu is open over the 'Actions' column, showing three options: 'Export to CSV (1)', 'Send Message (1)', and 'Resend Receipt (1)'. At the bottom left, there is a 'View' section with a dropdown menu set to '25' and an 'Actions' dropdown menu. At the bottom right, there is a pagination indicator '1-1 of 1' and navigation arrows.

Dashboard

- Mobile Friendly View
 - Smartphone
 - Tablet

